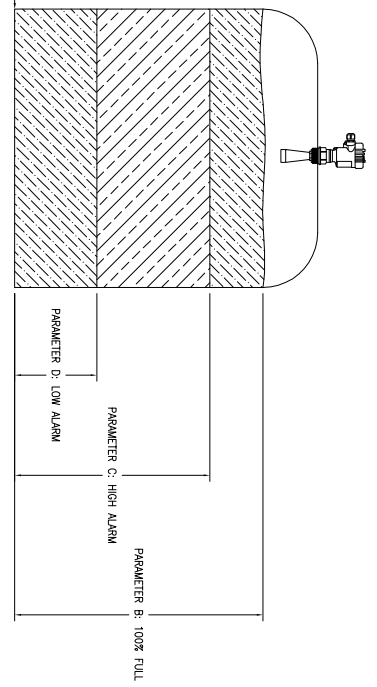
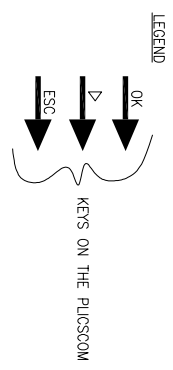


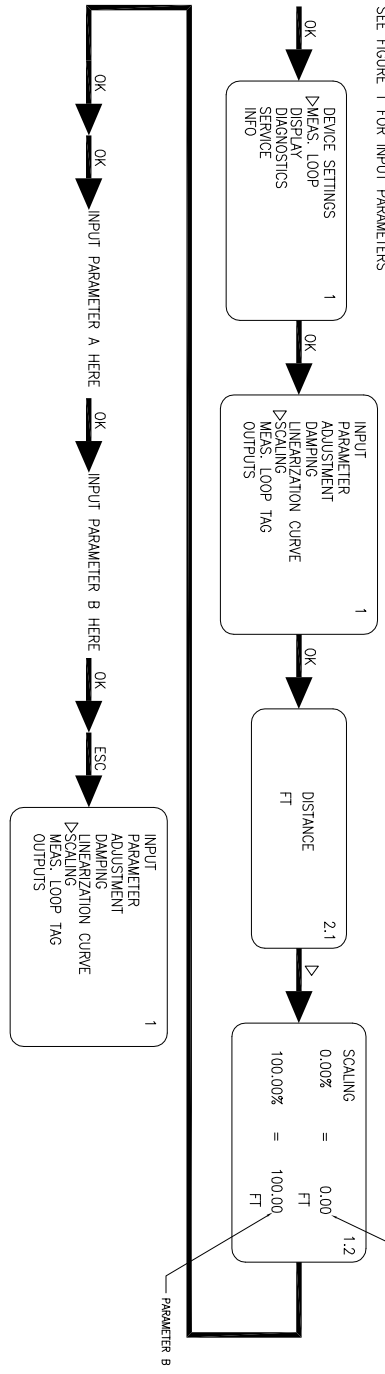
REVNO.	DESCRIPTION	PREVIOUS DWG.	BY	DATE
--------	-------------	---------------	----	------

ITEM	QTY.	REF.	DESCRIPTION
------	------	------	-------------

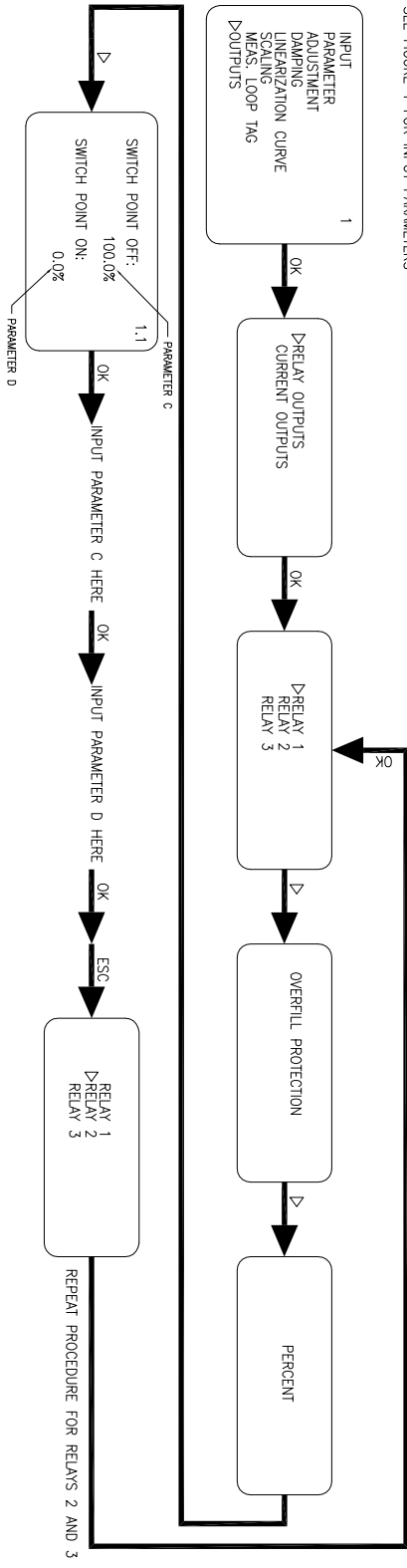
THESE ARE FOUR PARAMETERS REQUIRED TO SET-UP THIS UNIT. SEE FIGURE 1 FOR PARAMETER MEASUREMENTS.  
 PARAMETER A: THE HEIGHT [FEET] FROM THE REFERENCE POINT WHEN THE FLUID VESSEL IS AT 0% FULL. THIS IS COMMONLY 0 FEET.  
 PARAMETER B: THE HEIGHT [FEET] FROM THE REFERENCE POINT WHEN THE FLUID VESSEL IS AT 100% FULL.  
 PARAMETER C: THE HIGH-LEVEL ALARM OR PUMP START/STOP PERCENTAGE OF THE TOTAL FLUID HEIGHT [%].  
 PARAMETER D: THE LOW-LEVEL ALARM OR PUMP START/STOP PERCENTAGE OF THE TOTAL FLUID HEIGHT [%].



STEP 1: INPUT THE SCALE.  
 SEE FIGURE 1 FOR INPUT PARAMETERS



STEP 2: INPUT ALARMS  
 SEE FIGURE 1 FOR INPUT PARAMETERS



PLAN VIEW